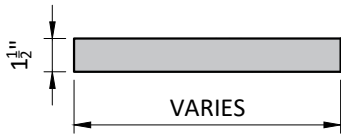
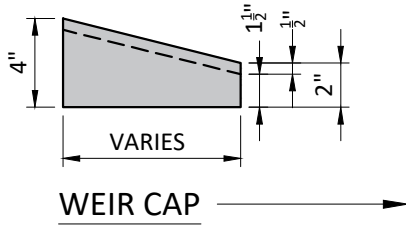
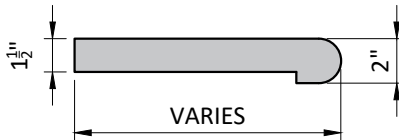




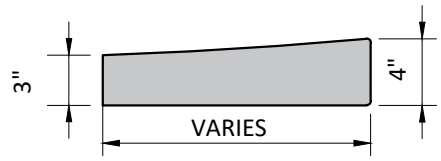
POOL COPING DESIGNS



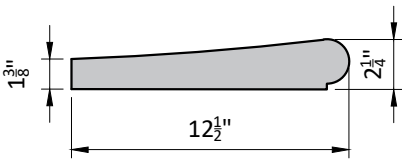
SQUARE EDGE



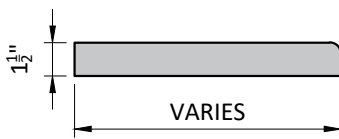
REGENT



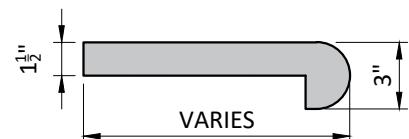
VISTA



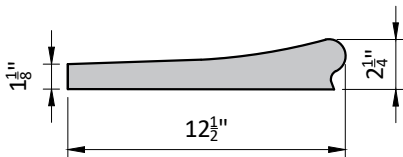
MEDIUM LINE



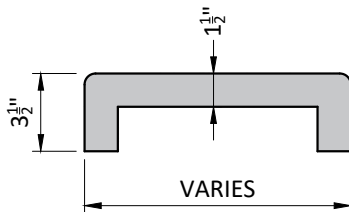
PARK



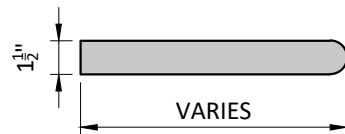
SAVOY



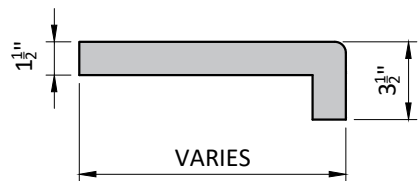
SLIM LINE



TRIESTE



SINGLE BULLNOSE



ENCLAVE

NOTES:

1. 6,500 P.S.I. DESIGN MIX
2. ASTM C-1364 FOR CAST-STONE
3. SPECIFICATION FOR CAST-STONE 04720
4. AVAILABLE IN OVER 85 COLORS & ALL STANDARD KERCKHOFFSTONE TEXTURES
5. COLOR & TEXTURES WILL VARY
6. ABRASION AND MILDEW RESISTANT
7. ALL OVERSIZE THICK COPINGS ARE REINFORCED AS REQUIRED

Fabrication Notes:

1. Drawing represents standard shape & sizes
2. Coping can be customized per individual project.
3. Coping can be fabricated with radius.

