
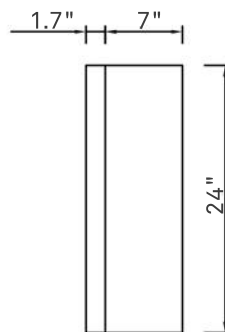
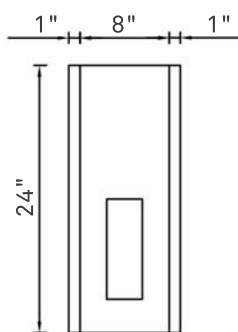
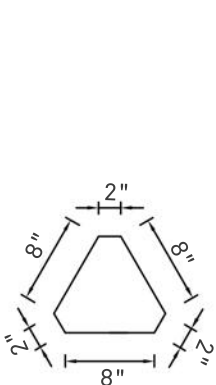

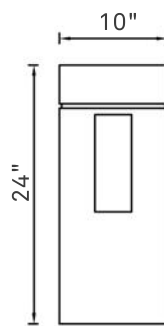
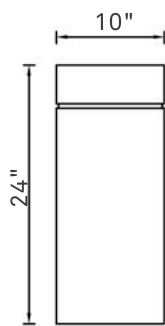
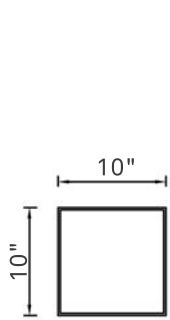


LUMINAR

BOLTRIANLUM | BOLCUALUM



WEIGHT square base 180 lbs
triangular base 97 lbs

DIMENSIONS square base 10" x 10" x 24"
triangular base 8" x 8" x 24"

FINISHES NATURAL | MATE | POLISHED

COLORS

LUMINAR

Square Base Path Lighting

Triangular Base Path Lighting

REV 00 | FV 2020/09/17

*The dimensions of the products shown on the webpage serve as an illustrative character and do not represent a contractual obligation of any kind. For more information, please do not hesitate to contact us. Copyright © 2020 Durban Precast. All rights reserved



www.durbanprecast.com

