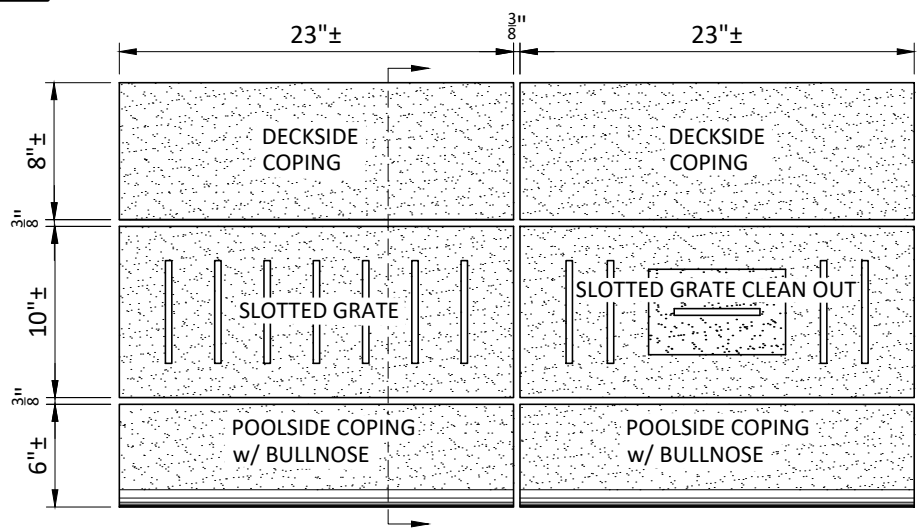




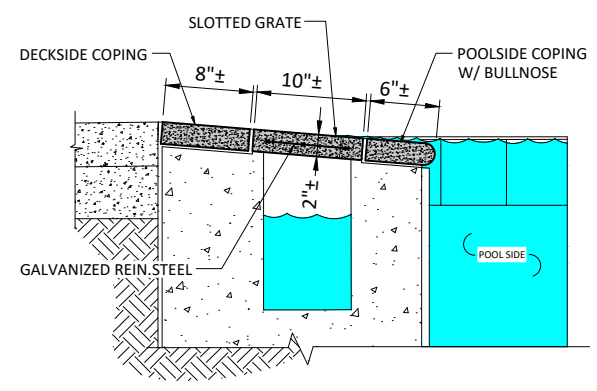
TRIPLE BEAM POOL COPINGS

- FABRICATION NOTES:
1. DRAWING REPRESENTS STANDARD SHAPE & SIZES.
 2. SLOTTED GRATES CAN BE CUSTOMIZED PER INDIVIDUAL PROJECT.
 3. SLOTTED GRATES CAN BE FABRICATED WITH RADIUS.
 4. WIDTH DIMENSIONS VARIES FROM 8" to 18" IN TOTAL SLOTTED GRATE WIDTH.



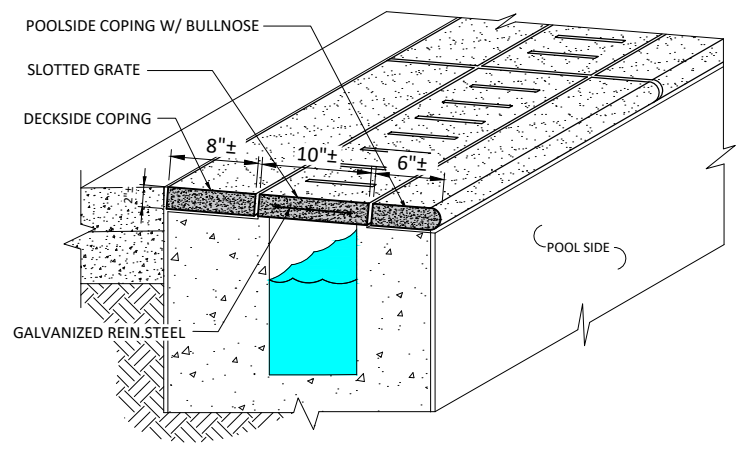
Typ. Triple Beam Pool Coping Plan View

N.T.S.



Typ. Triple Beam Pool Coping Section

N.T.S.



Isometric View

N.T.S.

