



## Fabrication Notes:

1. Drawing represents standard shape & sizes
2. Coping can be customized per individual project.
3. Coping can be fabricated with radius.



HALF BULLNOSE



SPRINGS



SINGLE BULLNOSE




SINGLE WASH



FOUR SEASONS



DOUBLE BULLNOSE



SPRINGS



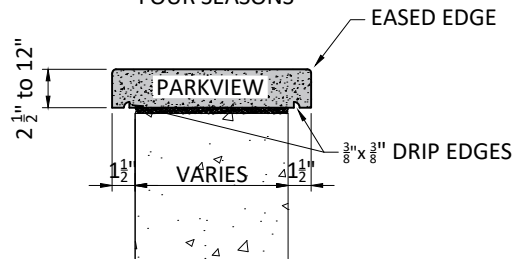
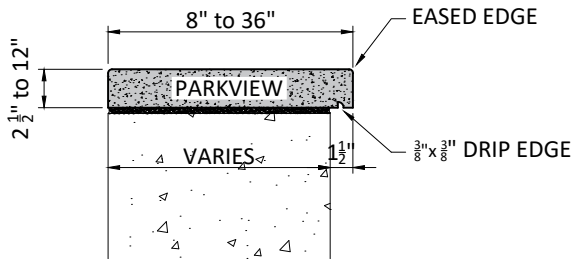
POINTE



RITZ



FOUR SEASONS

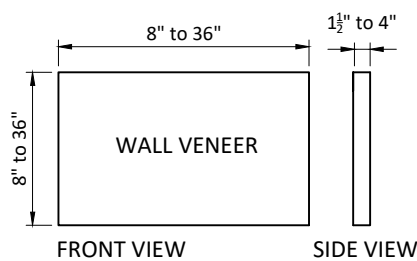
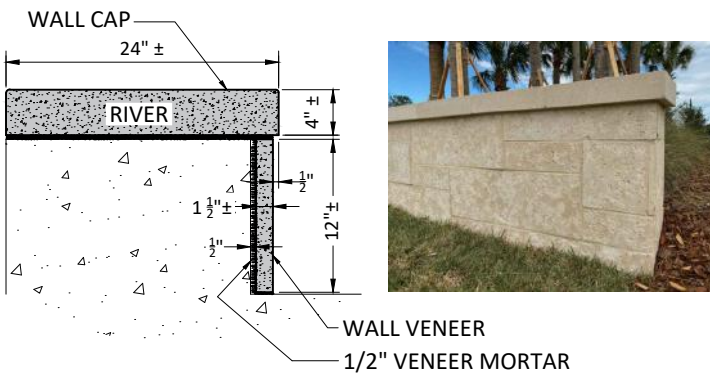


## TYP. WALL CAPS PROFILES

SCALE: N.T.S.

## TYP. WALL CAPS PROFILES

SCALE: N.T.S.



## WALL CAP & WALL VENEER

SCALE: N.T.S.